

FTB-200

NETWORK TESTING—OPTICAL



The Compact Platform Built for the SUPERTECH

The FTB-200 is a compact, modular platform designed for multilayer and multimedium testing

- Tests physical, transport and datacom
- Accommodates two field-interchangeable modules
- Integrated hardware options such as visual fault locator (VFL), fiber inspection probe and power meter

Designed for metro/access and FTTx networks

- Lightweight construction
- Touchscreen resistant to shock, water, dust and common chemicals
- Dial and shortkeys for easy scrolling and selecting
- Meets GR-196-CORE standards
- Extended battery life of more than 8 hours, perfect for OTDR testing

Improved productivity

- 4-second power-up time with Windows CE
- Faster acquisition, processing and reporting
- Instantaneous AutoSync USB for file transfer and software upgrades
- USB A/B and RJ-45
- Compact Flash (memory, Wi-Fi and Bluetooth)



FTB-7300D FTB-8130-NG FTB-3930

A Compact Platform Optimized for Metro/Access and FTTx Networks

EXFO has created the first true compact platform for the supertech. Whether you are testing triple-wavelength insertion loss at the CO or testing data integrity at the core, the FTB-200 has the power, speed and modularity that you need in the field.

Optimized for all phases of the network lifecycle

- Construction/installation
- System provisioning/service activation
- Maintenance/troubleshooting



Compatible with the following modules

World-renowned FTB-7000 OTDR B/C/D series

- Up to four wavelengths
- Industry's fastest acquisition times
- Shortest dead zones in the industry
- Singlemode and multimode testing

FTB-3930 MultiTest Module (OLTS)

- Fully automated bidirectional loss tests in seconds for up to three wavelengths; automatic ORL and fiber-length measurements
- Combines 8 functionalities in a single module:
 - Loss meter
 - Power meter
 - Optical return loss (ORL) meter
 - Visual fault locator
 - Multimode and singlemode light sources
 - Digital talk set
 - Fiber-length meter

FTB-8100 Transport Blazer Test Modules

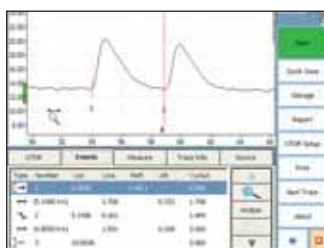
- Comprehensive test functionality for SONET/SDH legacy applications
- Most compact and complete next-generation SONET/SDH and OTN testing
- Multirate configurable test solutions ranging from DS0/E0 to OC-192/STM-64

FTB-8510 Packet Blazer Ethernet Test Module

- Ethernet-based packet services testing with wire-speed full-duplex 10, 100 or 1000 Mbit/s traffic-generation capabilities
- All the T&M functionalities to meet service-level agreements (SLA) with customers

FTB-8510G Packet Blazer 10 Gigabit Ethernet Test Module


- LAN and WAN PHY capability
- Fully integrated functionality for assessing the performance of Ethernet transport networks



World-leading OTDRs (FTB-7000 series)



MultiTest module (OLTS) (FTB-3930 series)



Fiber inspection probe option (FIP series)



Transport Blazer (FTB-8120/8130)

SPECIFICATIONS ^a

Display	Touchscreen, color, 640 x 480 TFT 163 mm (6.4 in)
Interfaces	USB A main USB B remote RJ-45 LAN 10/100 Mb/s Compact Flash Fiber inspection probe connector port (video)
Storage	Internal 80 MB (Flash) USB sticks 1 GB and 2 GB (optional) Compact Flash cards (optional)
Batteries ^b	Rechargeable Li-Ion 8 h of operation as per Bellcore TR-NWT-001138
Power Supply	AC/DC adapter, input 100-240 VAC, 50-60 Hz, 2 A max, output: 24 VDC, 90 W

GENERAL SPECIFICATIONS

Temperature		
Operating	-5 °C to 50 °C	(23 °F to 122 °F)
Storage ^c	-40 °C to 70 °C	(-40 °F to 158 °F)
Relative humidity	0 % to 95 % non-condensing	
Size (H x W x D)	322 mm x 197 mm x 109 mm (12 ¹¹ / ₁₆ in x 7 ³ / ₄ in x 4 ⁵ / ₁₆ in)	
Weight	2.5 kg	(5.4 lb)
Vibration	< 1.5 g at 10 Hz to 500 Hz (on three main axes)	
Mechanical shock	< 760 mm on six sides and eight main edges (according to GR-196-CORE)	

ACCESSORIES

FP1	FP1 200X Fiber Inspection Probe	GP-2017	Spare FTB-200 battery
FP5	FP5 400X Fiber Inspection Probe	GP-2019	USB micro drive standard capacity
GP-10-069	Semi-rigid FTB-200 carrying case	GP-2021	Spare AC charger (requires AC external adapter/charger).
GP-302	USB mouse	(A-E-I-J-S-U)	Specify: A-North America, E-Europe, I-India, J-Japanese, S-Australia and New-Zealand, U-United-Kingdom
GP-308	DC car adapter/inverter	GP-2023	Spare neck strap
GP-2001	USB keyboard	GP-2024	Spare belt strap
GP-2011	Compact Flash Ethernet WiFi card	GP-2025	Spare battery door
GP-2012	Compact Flash Bluetooth card	GP-2027	Portable printer
GP-2014	Compact Flash memory 1 GB card	GP-2028	Computer security cable kit
GP-2015	Compact Flash memory 2 GB card		
GP-2016	10 feet RJ-45 LAN cable		

PM-200 BUILT-IN POWER METER SPECIFICATIONS ^d

Calibrated wavelengths (nm)	850, 1300, 1310, 1490, 1550, 1625, 1650	
Power range (dBm)	10 to -86 (InGaAs) 26 to -64 (GeX)	
Uncertainty (%) ^e	±5 % ± 3 pW (InGaAs) ±5 % ± 0.4 nW (GeX)	
Display resolution (dB)	InGaAs	0.01 = max to -76 dBm 0.1 = -76 dBm to -86 dBm 1 = -86 dBm to min
	GeX	0.01 = max to -54 dBm 0.1 = -54 dBm to -64 dBm 1 = -64 dBm to min
Automatic offset nulling range ^f	Max power to -63 dBm for InGaAs Max power to -40 dBm for GeX	
Tone detection (Hz)	270/1000/2000	

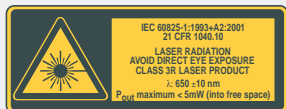
VISUAL FAULT LOCATOR (VFL) (OPTIONAL)

Laser, 650 nm ± 10 nm
CW
Typical P_{out} in 62.5/125 μm: 3 dBm (2 mW)

NOTES

- All specifications valid at 23 °C (73 °F).
- Standard recharge time is 3 h.
Recharge temperature: 0 °C to 35 °C (32 °F to 95 °F).
- Not including internal batteries.
Battery maximum storage temperature: 60 °C (140 °F).
- At 23 °C ± 1 °C, 1550 nm and FC connector.
With modules in idle mode. Battery operated.
- Up to 5 dBm.
- For ±0.05 dB, from 18 °C to 28 °C.

LASER SAFETY



21 CFR 1040.10 AND IEC 60825-1:1993+A2:2001
CLASS 3R WITH VFL OPTION

ORDERING INFORMATION

FTB-200-XX-XX-XX-XX-XX

Modular compact platform

Display

- S1 = TFT active screen
- S2 = Outdoor enhanced screen

Power Meter

- 00 = Without power meter
- PM3 = Power meter only; InGaAs detector
- VPM2X = VFL platform; power meter; high-power GeX detector
- PM2X = Power meter only; high-power GeX detector
- VPM3 = VFL platform; power meter; InGaAs detector

NOTES

- a. With VFL only
- b. With power meter option only

Example: FTB-200-S1-VPM2X-U25-FOA-22

Software summary kit

- 00 = Without software summary kit
- SK2 = IP testing

Connector adapterb

- FOA-12 = Biconic
- FOA-14 = D4, D4/PC
- FOA-16 = SMA/906
- FOA-22 = FC, FC (PC/SPC/UPC/APC, NEC-D3)
- FOA-28 = DIN 47256 (LSA): DIN 47256 (PC/APC)
- FOA-32 = ST, ST (PC/SPC/UPC)
- FOA-40 = Diamond HMS-0, HFS-3 (3.5 mm)
- FOA-54 = SC (PC/SPC/UPC/APC)
- FOA-76 = FSMA HMS-10/AG, HFS-10/AG
- FOA-78 = Radiall EC
- FOA-84 = Diamond HMS-10, HFS-13
- FOA-96B = E2000
- FOA-98 = LC
- FOA-99 = MU

VFL connector

- U25 = Connector for 2.5 mm ferrules^a

Rugged Handheld Solutions

<p>OPTICAL</p> <ul style="list-style-type: none"> - OTDRs - OLTSs - Power meters - Light sources - Talk sets 	<p>COPPER ACCESS</p> <ul style="list-style-type: none"> - ADSL/ADSL2+, SHDSL, VDSL test sets - VoIP and IPTV test sets - Ethernet test sets - POTS test sets
--	---

Platform-Based Solutions

<p>OPTICAL FIBER</p> <ul style="list-style-type: none"> - OTDRs - OLTSs - ORL meters - Variable attenuators 	<p>DWDM TEST SYSTEMS</p> <ul style="list-style-type: none"> - OSAs - PMD analyzers - Chromatic dispersion analyzer 	<p>TRANSPORT AND DATA COM</p> <ul style="list-style-type: none"> - Next Generation SONET/SDH and OTN testers - SONET/DSn (DS0 to OC-192) testers - SDH/PDH (64 kb/s to STM-64) testers - T1/T3, E1 testers - 10/100M and Gigabit Ethernet testers - Fibre Channel testers - 10 Gigabit Ethernet testers
--	--	---



EXFO Corporate Headquarters > 400 Godin Avenue, Quebec City (Quebec) G1M 2K2 CANADA | Tel.: 1 418 683-0211 | Fax: 1 418 683-2170 | info@EXFO.com

Toll-free: 1 800 663-3936 (USA and Canada) | www.EXFO.com

EXFO America	3701 Plano Parkway, Suite 160 Plano, TX 75075 USA	Tel.: 1 800 663-3936	Fax: 1 972 836-0164
EXFO Europe	Omega Enterprise Park, Electron Way Chandlers Ford, Hampshire S053 4SE ENGLAND	Tel.: +44 2380 246810	Fax: +44 2380 246801
EXFO Asia	151 Chin Swee Road, #03-29 Manhattan House SINGAPORE 169876	Tel.: +65 6333 8241	Fax: +65 6333 8242
EXFO China	No.88 Fuhua, First Road Central Tower, Room 801, Futian District Beijing New Century Hotel Office Tower, Room 1754-1755 No. 6 Southern Capital Gym Road	Shenzhen 518048, CHINA Beijing 100044 P. R. CHINA	Tel.: +86 (755) 8203 2300 Tel.: +86 (10) 6849 2738
		Fax: +86 (755) 8203 2306	Fax: +86 (10) 6849 2662

EXFO is certified ISO 9001 and attests to the quality of these products. This device complies with Part 15 of the FCC Rules. Operation is subject to the following two conditions: (1) this device may not cause harmful interference, and (2) this device must accept any interference received, including interference that may cause undesired operation. EXFO has made every effort to ensure that the information contained in this specification sheet is accurate. All of EXFO's manufactured products are compliant with the European Union's WEEE directive. For more information, please visit www.EXFO.com/recycle. However, we accept no responsibility for any errors or omissions, and we reserve the right to modify design, characteristics and products at any time without obligation. Units of measurement in this document conform to SI standards and practices. Contact EXFO for prices and availability or to obtain the phone number of your local EXFO distributor.

For the most recent version of this spec sheet, please go to the EXFO website at <http://www.EXFO.com/specs>

In case of discrepancy the Web version takes precedence over any printed literature.

