



# FRP Yarn Armoured Military Breakout Series Cable



Fibre reinforced polymer (FRP) armoured military tactical breakout series cable is the ideal deployable cable solution for harsh environments in areas susceptible to non-burrowing rodents. FRP armoured military cable takes the already robust standard military breakout cable, and applies a layer of FRP yarn and a second polyurethane jacket for further protection. 2.0mm jacketed sub-cables allow for convenient termination and are well suited for harsh environment connectorisation. The quality and performance of the cable makes it perfectly suited to military, broadcast, port and rail fibre networks. Available in singlemode, OM1 & OM3 multimode fibre.

## Applications

- Military data & communications networks
- Broadcast & deployable connectivity
- Mine site & petrochemical
- Harsh environment networks
- Sub-zero and high temperature locations
- Underground subway stations and tunnels



## Features & Benefits

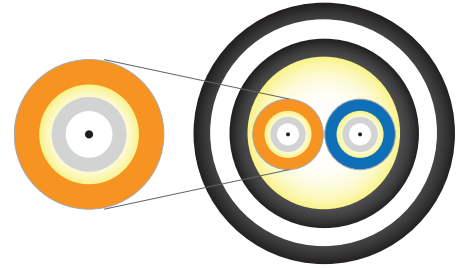
- High performance components and construction, extremely strong, rugged & survivable
- Polyurethane jacketed for abrasion, cut & chemical resistance
- Core-Locked™ outer jacket design for installation survivability, long-term, trouble free service
- Crush resistant & resilient, with a thick layer of aramid strength members and fibreglass yarn
- Ultra fox plus 500mm secondary fibre buffer offers max. protection
- Maintains excellent flexibility whilst offering an effective deterrent to non-burrowing rodents
- Cable materials are indoor/outdoor – UV, water and fungus resistant
- 2.0mm subcables can be direct-terminated with standard connectors
- Flame retardant and low smoke zero halogen options
- Wide operating temperature range of -55°C to +85°C
- 2 to 24 fibres

Active | Passive | Test Equipment | Tooling | Cable | Fibre Management

For further information:  
[www.fibreoptic.com.au](http://www.fibreoptic.com.au)  
+61 3 9757 3000

## Technical Specifications

Operating temp. (°C)	-55 to +85
Storage temp. (°C)	-70 to +85
Impact resistance (imp.)	200 (TIA/EIA-455-25A military requirements)
Crush resistance (N/cm)	440 (TIA/EIA-455-41A military requirements)
Flex resistance (cyc.)	2,000 (TIA/EIA-455-104A military requirements)
Applicable test methods	Tested to MIL PRF 85045 Methods



## Cable Characteristics 2.0mm Subcables - Tactical Polyurethane

Fibre Count	Diameter (mm)	Weight (kg/km)	Installation tensile load (N)	Operational tensile load (N)	Min. bend radius installation (cm)	Min. bend radius long term (cm)
2	10.7	104	1800	600	16.1	10.7
4	10.7	104	1800	600	16.1	10.7
6	10.7	104	1800	600	16.1	10.7
8	11.6	123	1800	600	17.4	11.6
10	11.6	125	2100	700	17.4	11.6
12	12.7	145	2100	700	19.1	12.7
18	12.4	139	2400	800	18.6	12.4
24	13.2	156	3000	1000	19.8	13.2

## Cable Characteristics 2.0mm Subcables - LSZH/FR Polyurethane

Fibre Count	Diameter (mm)	Weight (kg/km) nominal ±2kg/km	Installation tensile load (N)	Operational tensile load (N)	Min. bend radius installation (cm)	Min. bend radius long term (cm)
2	10.0	100	1800	600	15.0	10.0
4	10.0	100	1800	600	15.0	10.0
6	10.0	100	1800	600	15.0	10.0
8	10.8	117	1800	600	16.2	10.8
10	10.8	118	2100	700	16.2	10.8
12	11.9	139	2100	700	17.9	11.9
18	11.6	137	2400	800	17.4	11.6
24	12.5	157	3000	1000	18.8	12.5

Active | Passive | Test Equipment | Tooling | Cable | Fibre Management

For further information:  
[www.fibreoptic.com.au](http://www.fibreoptic.com.au)  
 +61 3 9757 3000

Page 2 of 2

**FOS**  
 Fibre Optic Systems